



DEPARTMENT OF GENERAL STUDIES

FINAL EXAMINATION

Student ID (in Figures) : 

--	--	--	--	--	--	--	--	--	--	--	--	--	--

Student ID (in Words) : \_\_\_\_\_

\_\_\_\_\_

Course Code & Name : **MPU2232 Thinking Skills**  
Trimester & Year : September – December 2019  
Lecturer/Examiner : Nur Harizah Mohd Faiz  
Duration : 2 Hours

---

**INSTRUCTIONS TO CANDIDATES**

1. This question paper consists of two (2) parts:  
PART A (30 marks) : Argumentation  
PART B (70 marks) : Problem Solving
2. Candidates are not allowed to bring any unauthorized materials except writing equipment into the Examination Hall. Electronic dictionaries are strictly prohibited.
3. This question paper must be submitted along with all used and/or unused rough papers and/or graph paper (if any). Candidates are NOT allowed to take any examination materials out of the examination hall.
4. Only ballpoint pens are allowed to be used in answering the questions, with the exception of multiple-choice questions, where 2B pencils are to be used.

**WARNING:** The University Examination Board (UEB) of BERJAYA University College regards cheating as a most serious offence and will not hesitate to mete out the appropriate punitive actions according to the severity of the offence committed, and in accordance with the clauses stipulated in the Students’ Handbook, up to and including expulsion from BERJAYA University College.

**Total number of pages = 6 (including the cover page)**

**PART A: ARGUMENTATION (30 MARKS)**

**INSTRUCTION:** There is **ONE (1)** question. Use the answer booklet.

---

Where do you stand on the following issue? Write a simple two-sided argument based on the prompt given below to convince me of your claim.

*Three billion people, around 40% of the world's population, use online social media – and we're spending an average of two hours every day sharing, liking, tweeting and updating on these platforms, according to some reports. That breaks down to around half a million tweets and Snapchat photos shared every minute.*

*With social media playing such a big part in our lives, we could be sacrificing our mental health and well-being as well as our time.*

*Adapted from: <http://www.bbc.com/future/story/20180104-is-social-media-bad-for-you>*

***Do you agree that social media brings more harm than good?***

Your argument should be structured into five sections, as follows:

- (1) claim [3 marks]
- (2) reasons in support of the claim – a minimum of three [6 marks]
- (3) counter claim – the strongest argument for the opposite/alternative claim [3 marks]
- (4) reasons in support of the counter claim – a minimum of three [6 marks]
- (5) refutations matching the reasons in support of the counter claim [12 marks]

**NOTE**

Marks will be subtracted for internal inconsistency, logical inconsistency, inappropriate use of extraneous material, fallacies, manipulative language and/or rhetorical ploys (minus a maximum of 10 marks).

**END OF PART A**

**PART B : PROBLEM SOLVING (70 MARKS)**

**INSTRUCTION(S)** : There is **ONE (1)** question. Use the answer booklet.

---

Identify and solve the problem, using the convergent and divergent thinking techniques that we practised in class.

Study the information (below and on the next few pages) carefully. What is it all about and how do the various parts connect? Pay attention to detail and identify trends and patterns. Then answer the questions below.

(1) Describe the problem from **THREE (3)** different perspectives.

[4 marks × 3 = 12 marks]

(2) Choose one of the three perspectives from Question (1) and explain **THREE (3)** current solutions to solve the problem from that perspective.

[8 marks × 3 = 24 marks]

(3) a) Which of the three solutions from Question (2) is the best one?

[4 marks]

b) Why is (3a) the best solution? By comparing it to the other two solutions, explain using **FOUR (4)** evaluative criteria.

[4 marks × 4 = 16 marks]

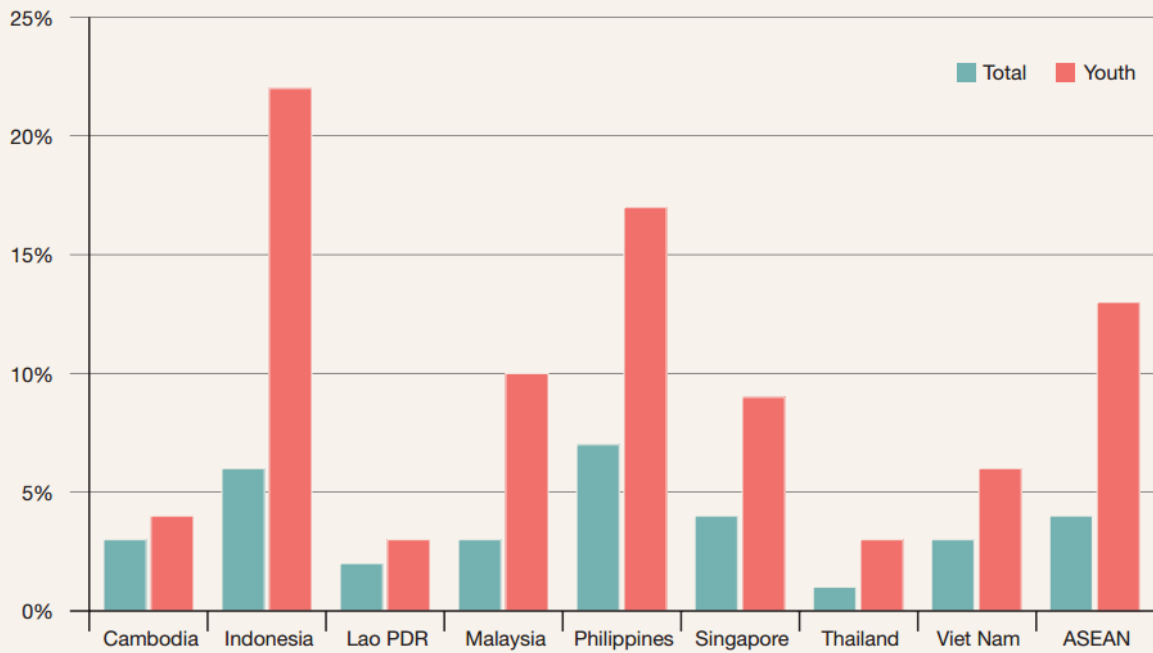
(4) Generate **ONE (1)** new “out of the box” solution by modifying any of the solutions given in Question (2).

[8 marks]

(5) Describe how the new solution compares to the “best” solution you identified in Question (3) above.

[6 marks]

**Figure 1-3 Unemployment rate, total and youth, most recent year (per cent)**



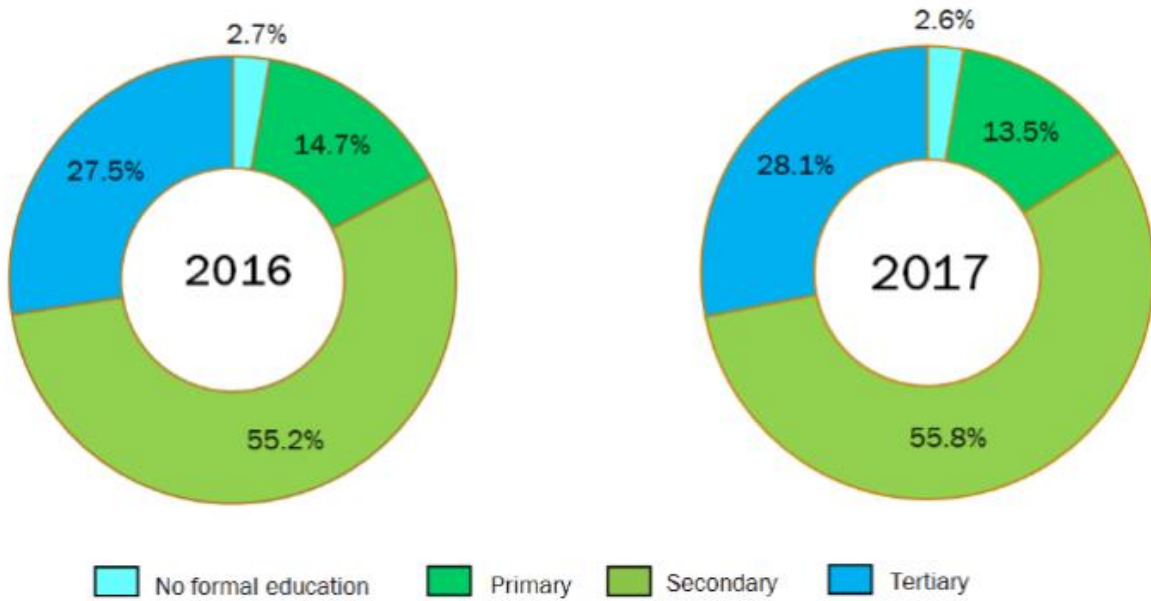
Note: Preliminary 2013 data, except for Cambodia (2012), Lao PDR (2010) and Malaysia (2012).  
 Source: Annex F, Tables F1-4 and F1-5.

## MALAYSIA'S JOB VACANCIES



From July 2012 – Jan 2015

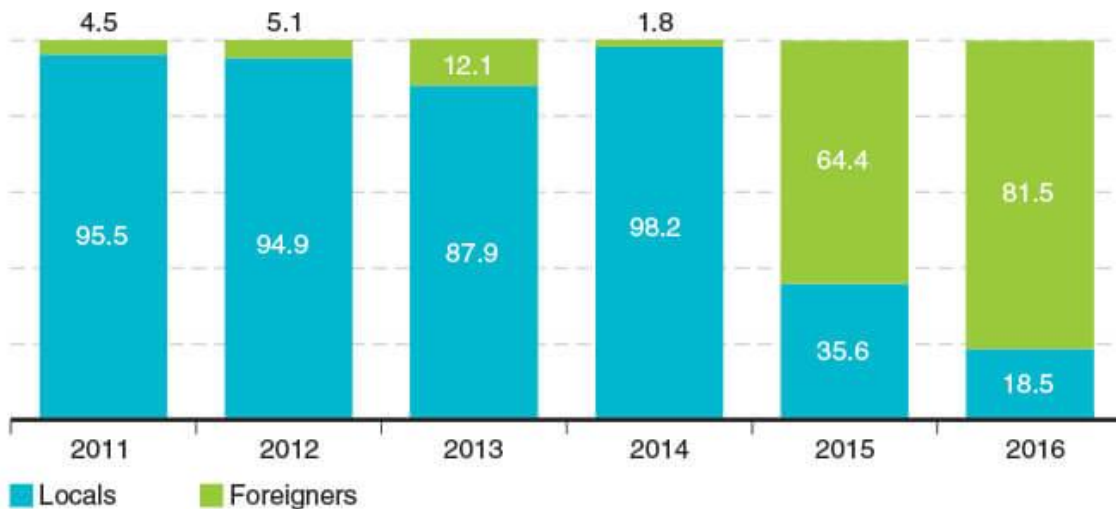
Chart 1: Employed persons by educational attainment, Malaysia, 2016 and 2017



Source: <https://www.humanresourcesonline.net>

### Share of job creation by citizenship (%)

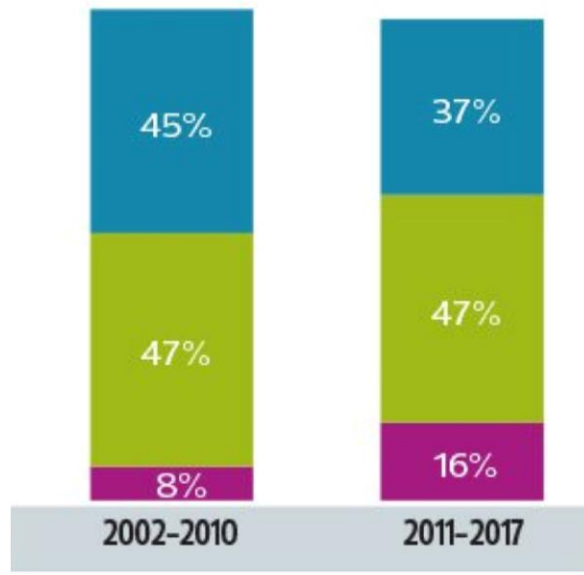
In the past two years, a large share of jobs created went to foreigners



Source: Department of Statistics, Malaysia

## An increasing share of job creation is taken up by low-skilled workers in recent periods

High-skilled Mid-skilled Low-skilled



Source: <https://www.theedgemarkets.com>

END OF EXAMINATION PAPER