

Dear All,

Emerald website has now migrated to a new web platform and the method of remote authentication to access Emerald content by username and password is no longer a valid method of authentication.

All users who require remote authentication or where IP authentication is not available will have to register on the Emerald website with a valid and unique email address. Once the users have an account they must redeem an access token provided by Emerald.

With a new web platform it will enable library to generate accurate report of users activity and to ensure only registered BERJAYA UCH users are allowed to access into EMERALD database.

Please follow the steps to register as per attached.

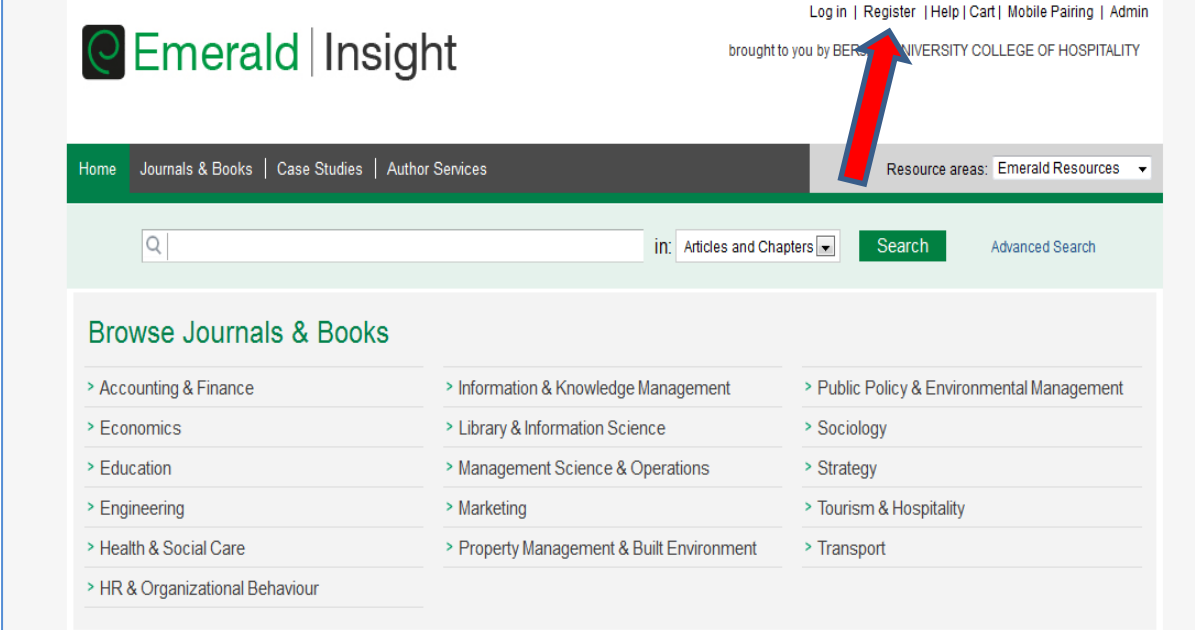
For new student, training will be conducted by University Librarian during Citation Workshop.

Steps to register new user for EMERALD Database

URL Address

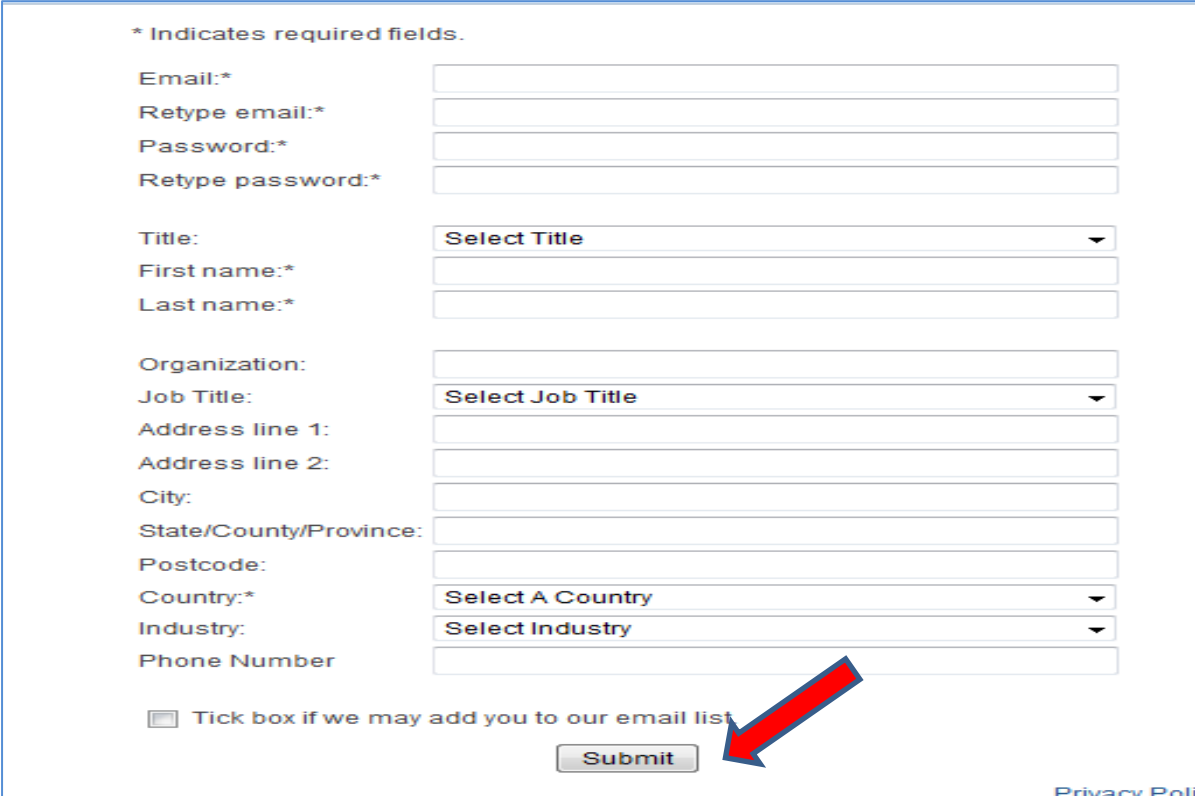
<http://www.emeraldinsight.com/token/2E7F1A48-DC27-4CF2-80DB-9C0326338CDA/default+domain>.

Click to register



The screenshot shows the Emerald Insight website interface. At the top right, there are links for 'Log in | Register | Help | Cart | Mobile Pairing | Admin'. Below these links, it says 'brought to you by BERKSWORTH UNIVERSITY COLLEGE OF HOSPITALITY'. A red arrow points to the 'Register' link. The main navigation bar includes 'Home', 'Journals & Books', 'Case Studies', and 'Author Services'. There is a search bar with a magnifying glass icon, a dropdown menu for 'in: Articles and Chapters', a 'Search' button, and a link to 'Advanced Search'. Below the search bar, there is a section titled 'Browse Journals & Books' with a grid of category links, each preceded by a right-pointing arrow: Accounting & Finance, Economics, Education, Engineering, Health & Social Care, HR & Organizational Behaviour, Information & Knowledge Management, Library & Information Science, Management Science & Operations, Marketing, Property Management & Built Environment, Public Policy & Environmental Management, Sociology, Strategy, Tourism & Hospitality, and Transport.

Fill up online form as below and then click submit:



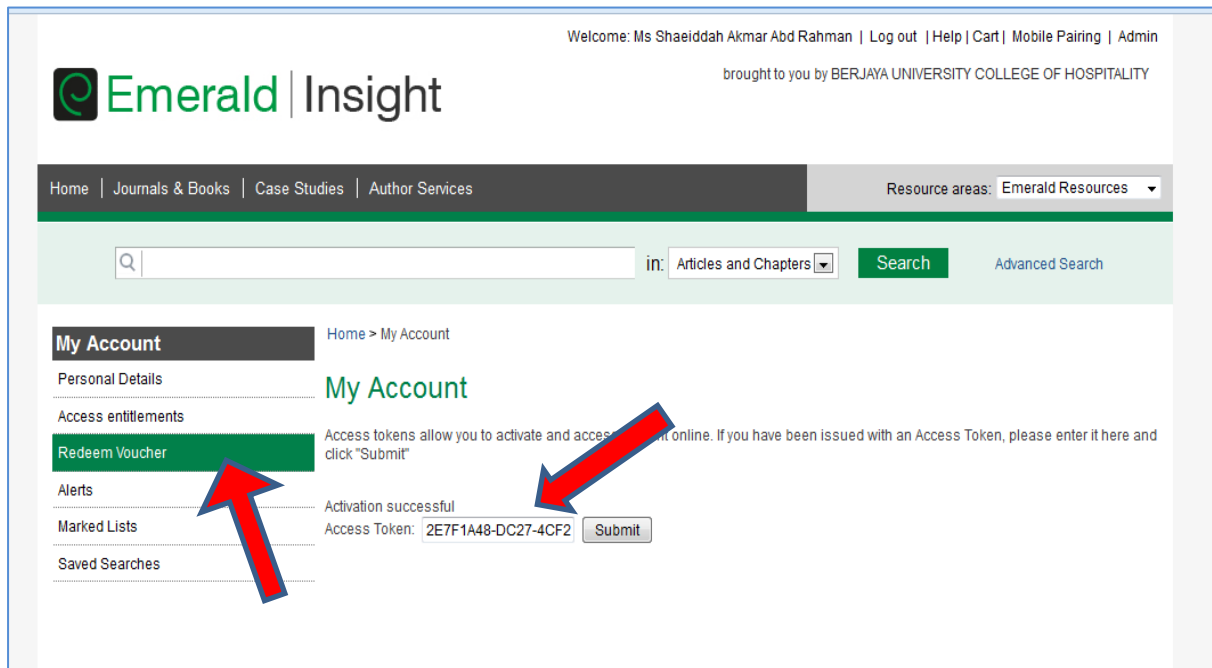
The registration form includes the following fields and options:

- * Indicates required fields.**
- Email:*
- Retype email:*
- Password:*
- Retype password:*
- Title: Select Title
- First name:*
- Last name:*
- Organization:
- Job Title: Select Job Title
- Address line 1:
- Address line 2:
- City:
- State/County/Province:
- Postcode:
- Country: Select A Country
- Industry: Select Industry
- Phone Number

At the bottom of the form, there is a checkbox labeled 'Tick box if we may add you to our email list' and a 'Submit' button. A red arrow points to the 'Submit' button.

[Privacy Poli](#)

If access **within** the campus, the **ACCES TOKEN** number will be appeared once clicked “**Redeem Voucher**” button and then click Submit



OR

If access **offside** the campus, user to copy and paste Access Token number:

2E7F1A48-DC27-4CF2-80DB-9C0326338CDA in the user profile account under ‘Redeem Voucher’, and then click Submit